



Washington State
DEPARTMENT OF
ENTERPRISE SERVICES



December 2024

PROGRESS &
IMPACT REPORT

**Products
containing
hydrofluoro-
carbons**

December 2022 — December 2024

CONTRACTS & PROCUREMENT
DIVISION

Report to the Legislature

Agency Overview

The Department of Enterprise Services (DES) provides centralized services to state government agencies; to other public entities such as cities, counties and tribes; and to Washington residents.

DES' mission is to strengthen the business of government.

We do this by creating overall operating efficiencies so our state's government entities can focus on their core missions. Our buying power, economies of scale and years of experience help government get the best value for the products and services they need to support their missions.

Key Services

- Capitol Campus management
- Construction & public works
- Contracts & procurement
- Employee Assistance Program
- Energy efficiency
- Engineering & architectural services
- Facilities management
- Fleet management & EVs
- Parking management
- Print & mail services
- Property management
- Real estate services
- Risk management
- Small agency support
- Surplus property
- Training & workforce development



For questions about this report, contact:

Rebecca Linville, Contracts and Procurement Assistant Director

360-688-0586 | rebecca.linville@des.wa.gov

Additional agency contacts

Matt Jones, Interim Director

360-489-2104 | matt.jones@des.wa.gov

Ashlee Delaney, Director of Legislative and Tribal Affairs

360-485-3613 | ashlee.delaney@des.wa.gov



To request this document in another format, call 360-407-8059.

Deaf or hard of hearing customers, please call 711 (Washington Relay Service) or 800-833-6384.

Contents

- Executive Summary..... 1
- Introduction.....2
 - Statutory Directive.....2
 - Background3
 - Methodology.....4
- Findings7
 - Summary7
 - Comparing fiscal year results.....8
 - Fiscal year 20219
 - Fiscal year 2022 12
 - Fiscal year 2023 15
 - Fiscal year 2024 18
- Conclusions..... 21
- Appendix A..... 22
 - HFCs purchasing preference policy..... 22
- Appendix B..... 22
 - HFC preference dataset by customer for fiscal year 2024..... 22

Executive Summary

In July 2019, [RCW 39.26.310](#) became effective, which requires state agencies to establish purchasing and procurement policies that provide a preference for products that do not contain hydrofluorocarbons (HFCs), or contain HFCs with comparatively low global warming potential.

The Department of Enterprise Services (DES) adopted and released their [Purchasing Preference for Products not Containing Hydrofluorocarbons \(HFCs\) Policy](#) on August 1, 2020, and completed a revision of this policy on January 16, 2023.

As required by the Legislature, DES creates this Hydrofluorocarbons Legislative Report every two years to share with the Legislature and others the work being done to:

- Reduce the use of hydrofluorocarbon products.
- Train state employees who are responsible for related procurements.
- Share data from previous fiscal years.

This fiscal year 2024 report shares DES's implementation timeline, work streams, practical tools, and approach to training and reporting. It also outlines the solicitations, vendor responses to solicitations, and agency solicitations with the HFC preference for fiscal years 2021, 2022, 2023, and 2024.

Introduction

To meet legislative requirements ([RCW 39.26.310](#)), every other year (on even years), DES compiles data relating to the purchasing and procurement of preferred products that do not contain hydrofluorocarbons (HFCs), or contain HFCs with comparatively low global warming potential. This report shares data collected for fiscal years 2021, 2022, 2023, and 2024.

Statutory Directive

[RCW 39.26.310](#) Products Containing Hydrofluorocarbons requires that the Department of Enterprise Services (DES) establish purchasing and procurement policies that provide a preference for products that

- Are not restricted under RCW [70A.60.060](#);
- Do not contain Hydrofluorocarbons (HFCs) or contain hydrofluorocarbons with a comparatively low global warming potential;
- Are not designed to function only in conjunction with HFCs characterized by a comparatively high global warming potential;
- Were not manufactured using HFCs or were manufactured using HFCs with a low global warming potential;
- Are for reclaimed refrigerant that meets the minimum quality requirement established in federal regulations adopted under 42 U.S.C. Sec 7671(g) for servicing existing equipment.

RCW 39.26.310 requires that no agency may knowingly purchase products that are out of compliance with the DES policy for HFCs unless there are no cost-effective and technologically feasible options.

Climate change is a major concern and Washington state seeks to be a responsible steward of public dollars. Agencies shall make every effort to implement RCW 39.26.310 by eliminating spend with products containing HFCs to the best of their ability as well as give preference through procurement to products that do not contain HFCs.

This report covers the actions DES has taken toward implementing RCW 39.26.310 since it became law on July 28, 2019.

Background

Hydrofluorocarbons (HFCs)

Hydrofluorocarbons are gaseous compounds that contain hydrogen, fluorine, and carbon. Primarily used for cooling and refrigeration, they are powerful, short-lived climate pollutants with an average atmospheric lifetime of 15 years.

According to the Climate & Clean Air Coalition, though HFCs currently represent around 2% of total greenhouse gases, their impact on global warming can be hundreds to thousands of times greater than that of carbon dioxide per unit of mass.

Policy

DES implemented a [Purchasing Preference for Products not Containing Hydrofluorocarbons \(HFCs\) Policy \(RCW 39.26.310\)](#) in a staged, prioritized manner. This policy established the purchasing preference authorized in RCW 39.26.310 for competitive purchases of products that do not contain hydrofluorocarbons (HFCs) or contain HFCs with comparatively low global warming potential.

Meeting requirements

To meet policy and legislative requirements, our recommendation is to begin with competitive goods and services procurements and consider applying RCW 39.26.310 to other categories of purchases in the future.

Since July 28, 2019, when RCW 39.26.310 became law, DES has implemented enhancements within the online system Washington's Electronic Business Solutions (WEBS). In WEBS, agencies are required to post solicitation opportunities to track solicitations with HFC preference language.

DES has created a [Hydrofluorocarbons \(HFCs\) Environments Preference \(EP\) Desk Aid](#) for agencies to refer to, which includes:

- HFCs considerations
- Sample contract language
- Frequently Asked Questions (FAQs)
- Contact information

On August 1, 2020, DES adopted and released our [Purchasing Preference for Products not Containing Hydrofluorocarbons \(HFCs\) Policy](#) (Policy Number POL-DES-310-00). DES completed a revision of the policy on January 16, 2023, which incorporates the reclaimed refrigerant for servicing existing equipment (a result of the passage of HB 1050., effective July 25, 2021).

In August 2020, DES implemented [HFC training](#) available on the Washington State Learning Center for all current and new state employees who are responsible for the pre-award process are procurements.

Methodology

Implementation Timeline

The timeline outlines the steps DES took to effectively communicate, collaborate, and create value. We worked directly with agency stakeholders to develop the Purchasing Preference for Products not Containing Hydrofluorocarbons (HFCs) Policy, training programs, and the Hydrofluorocarbons (HFCs) Environmental Preference (EP) Desk Aid.

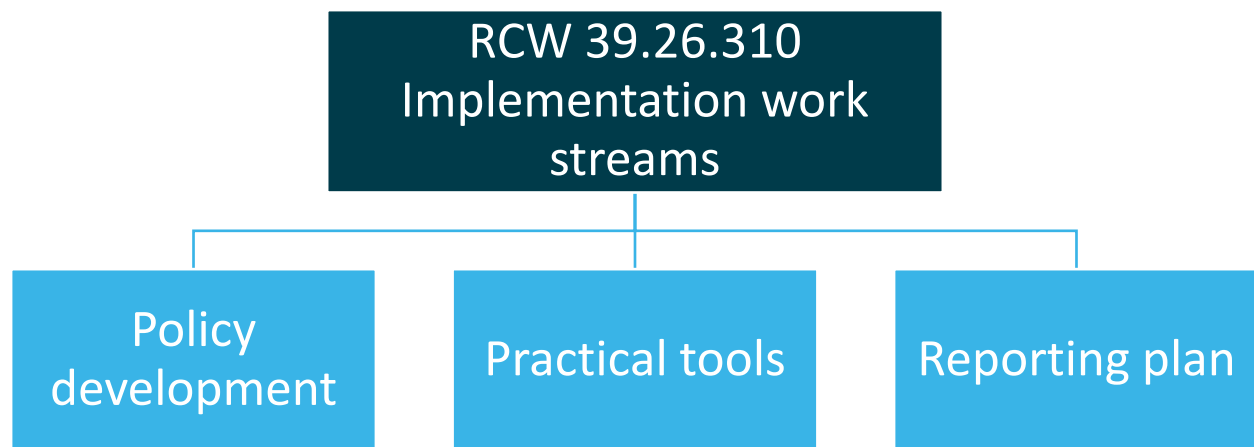
Here is an overview of our implementation timeline:



Work streams

DES identified three work streams to accomplish three primary goals:

1. **Policy Development:** establish best practices and consistent application of RCW 39.26.310.
2. **Practical Tools:** practical tools and recommendations for competitive procurements and purchases.
3. **Reporting:** a plan to increase the odds of success, keep transaction costs low, and easily measure the impact of RCW 39.26.310.



The DES policy that went into effect on March 9, 2020, is in *Appendix A*.

Policy updates

Engrossed Second Substitute House Bill (ESSHB) 1050 was passed into law on July 25, 2021. This amends RCW 39.26.310 requiring DES to establish a purchasing and procurement policy that provides a preference for a refrigerant that meets the quality requirements set forth in federal regulations. There is no required date that the refrigerant policy goes into effect. Agencies do not need to breach any contract that was established before July 28, 2021. Accordingly, DES has revised the policy to reflect the impacts of ESSHB 1050.

The policy is scheduled for a refresh review by February 2026. During the second half of the 2025 calendar year, DES will seek stakeholder input on the current policy, partnering with Ecology and internal Contracts and Procurement Division stakeholders as subject matter experts; engaging the state agencies and industry for feedback on whether the policy is meeting the intent of the statute and if revisions are needed. As a result, the policy and related resources/tools may be revised.

Practical tools

The objective of creating practical tools was to identify and develop common, flexible tools to empower agencies. Ease of implementation is the goal.

Solicitation and contract provisions, as well as certification templates, have been created to help agencies successfully implement RCW 39.26.310. The initial focus is on competitive procurements because they offer an opportunity to differentiate contractors, while that opportunity is substantially less for direct buy purchases.

The [HFCs Environmental Preference Desk Aid](#) contains the tools developed, with stakeholder collaboration to assist with competitive procurements and purchases.

Training

All Washington state employees responsible for the pre-award process of procurements were required to complete RCW 39.26.310 HFCs Preference Training by February 1, 2021. Employees who are new to state procurement responsibilities must take the RCW 39.26.310 HFCs Preference Training within six months of taking on those responsibilities. The training and assessment are available on the [Washington State Learning Center](#).

In addition to the RCW 39.26.310 Hydrofluorocarbons Preference Training and assessment available in the Learning Center, a desk aid, a short training video, and the above-mentioned tools are always available on the DES [Environmental Procurement Preferences page](#) for all Washington state employees and vendors.

The training materials require minor updates to incorporate the requirements of ESSHB 1050, which was passed into law on July 25, 2021. This work was completed, and the revised training materials were published in conjunction with the policy revisions, effective January 16, 2023.

In the 2025 calendar year, DES will begin a policy refresh, requiring employees and stakeholders to review the training and policy again. Based on stakeholder input, DES will incorporate any necessary updates to meet current requirements.

Reporting

Measuring the effectiveness of RCW 39.26.310 is crucial to determining success. DES will report every two years on the success of RCW 39.26.310 by measuring the number of solicitations containing language addressing the preference. We also measure and report the competitive procurement awards and contractor agreements as outlined in the solicitation and by the state as reported through the WEBS system.

The lack of a single e-procurement system creates reporting challenges. Considering that One Washington is underway, DES made modifications to Washington Electronic Business Solutions (WEBS) on July 27, 2020, to capture meaningful metrics around RCW 39.26.310. DES will report the metrics on behalf of agencies.

It is important to note that a significant percentage of spend is through DES's Statewide Contracts. DES will report on the progress as it pertains to agencies' Statewide Contract purchases.

Findings

Summary

In the following sections, we provide fiscal year results for activities DES is tracking regarding the state's preference for purchasing products that do not contain hydrofluorocarbons (HFCs). The data DES is reporting on considers total solicitations, goods and services solicitations, solicitations with preference, and solicitations with non-preference.

When comparing fiscal year results, we see a correlation between an increased number of solicitations and an increased number of solicitations with preference. In WEBS, government agencies can identify if their solicitation contains language that will give preference points to vendors providing products that do not contain HFCs or contain HFCs with comparatively low global warming potential.

Definitions

To help understand the data we're tracking and reporting on, here are a few key terms and their definitions:

- **Washington's Electronic Business Solutions (WEBS)** – The online platform where government agencies publicly announce their needs for goods and/or services and invite vendors to bid on contracts.
- **Agencies** – This refers to agencies in WEBS and includes state agencies, cities, counties, higher education, and tribes. Currently, there are over 700 approved agencies in WEBS.
- **Solicitations** – The primary method for procuring goods and services in WEBS. Some solicitations are posted by entities that are looking to procure Public Works contracts, so goods and services solicitations are reported on separately.
- **Solicitation with preference** – A government agency's solicitation in WEBS that gives preference points to vendors providing products that do not contain HFCs or contain HFCs with comparatively low global warming potential.
- **Solicitation with non-preference** – A government agency's solicitation in WEBS that does not give preference points to vendors.

Reporting background

DES implemented the reporting enhancements in Washington’s Electronic Business Solutions (WEBS) on July 27, 2020, and the policy was adopted August 1, 2020. With the first iteration of the hydrofluorocarbons (HFC) report, DES provided all available data.

The data provided for fiscal year 2021 is not a complete record because the WEBS enhancement went live 27 days into the fiscal year and the policy was effective eight months into the fiscal year. The data for fiscal year 2021 is included to serve as a baseline. Reports for future years include data for the full fiscal year.

Comparing fiscal year results

The table below compares the total annual solicitations posted on WEBS to how many of those solicitations were identified as having HFCs language between when the system enhancements were implemented in July 27, 2020, and June 30, 2024.

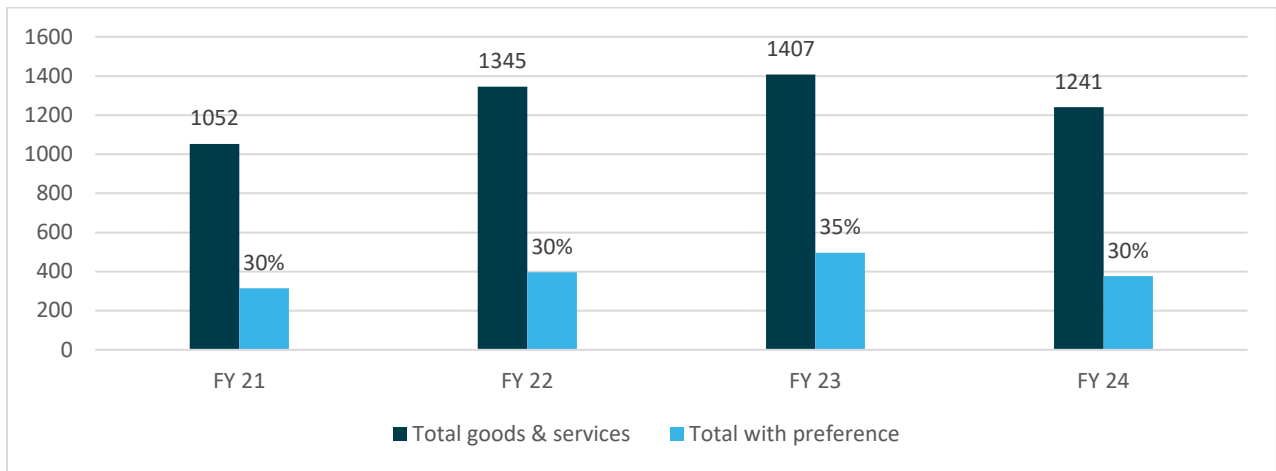
Total solicitations compared to those with HFCs language

(Time period: July 27, 2020-June 30, 2024)

Fiscal Year	Total solicitations	Total goods & services	Total with preference	Total with non-preference	Total agencies using preference
2021	1261	1052	315	737	61
2022	1548	1345	397	948	58
2023	1662	1407	496	911	66
2024	1468	1241	377	864	61

The graph below shows the number of goods and services solicitations that were posted, and how many of them included language for the HFCs preference by fiscal year.

Total number of goods & services solicitations with HFCs preference by fiscal year



Fiscal year 2021

Solicitations

The table below outlines the total solicitations posted on WEBS between July 27, 2020, and June 30, 2021, compared to how many of those solicitations were identified as having HFCs language.

Total solicitations (all agencies) with HFCs purchasing preference

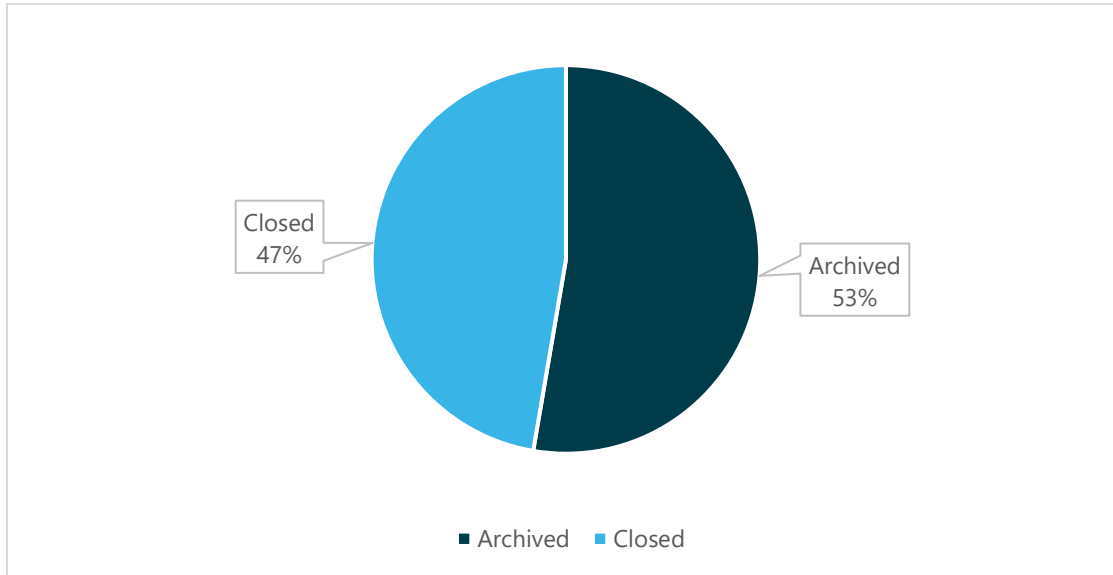
(Fiscal year 2021: July 27, 2020-June 30, 2021)

Total solicitations	Total goods & services	Total with preference	Total with non-preference
1261	1052	315	737

Of the 315 solicitations posted to WEBS that indicated HFC preference, 53% of these are archived and 47% of these solicitations are closed. Closed refers to solicitations that are no longer open for vendors to submit a bid, but more steps in the process must be done by the contract staff, such as indicating which vendors submit a bid and if there are any apparent successful bidders or awarded vendors. An archived solicitation is one that is completely finalized, and changes can no longer be made by the contract staff. There is often a significant timeline gap between a solicitation posting and recording the final award(s) in WEBS when contracts have been signed.

As agencies finalize awards, these numbers will change.

Fiscal year 2021 solicitations



Vendor responses to solicitations

The below table shows the total number of vendors who responded to solicitations, and how many vendors were awarded meeting the preference requirement compared to the vendors who do not meet the preference requirement. This is based on the 315 solicitations identified as having HFCs preference language.

Number of vendors responded and awarded by HFCs purchasing preference

(Fiscal year 2021: July 27, 2020-June 30, 2021)

Total vendors responded to HFCs solicitations	Total vendors awarded with HFCs preference	Total vendors awarded without meeting HFCs preference
479	7	176

Of the 479 vendors that responded to solicitations with the HFC preference, only 11 vendors (2%) submitted responses to the solicitations that qualified for the HFC preference. Of the 11 vendors that responded with the preference, seven vendors (64%) were awarded.

Agency solicitations

Below is a table of the top 10 agencies that posted the most solicitations with the HFC preference for fiscal year (FY) 2021.

Top 10 agencies that posted solicitations with HFC preference (FY 2021)

Organization Name	Solicitations with Preference	Vendor Responses without Preference	Vendor Responses with Preference	Vendor Awards without Preference	Vendor Awards with Preference
Fish and Wildlife, Department of	48	97	1	57	1
Parks & Recreation Commission, State	43	19	1	12	1
Natural Resources, Department of	34	79	0	26	0
Transportation, Department of	32	52	5	27	1
Military Department	16	16	0	2	0
Agriculture, Department of	12	10	1	1	1
Commerce, Department of	12	9	0	1	0
Social and Health Services, Department of	12	16	1	2	1
Enterprise Services (DES), Department of	11	20	0	18	0
Corrections, Department of	10	2	2	0	2

For more details on all agencies that posted solicitations with the hydrofluorocarbons preference please see *Appendix B*.

Fiscal year 2022

Solicitations

The table below outlines the total solicitations posted on WEBS between July 1, 2021, and June 30, 2022, compared to how many of those solicitations were identified as having hydrofluorocarbons (HFCs) language.

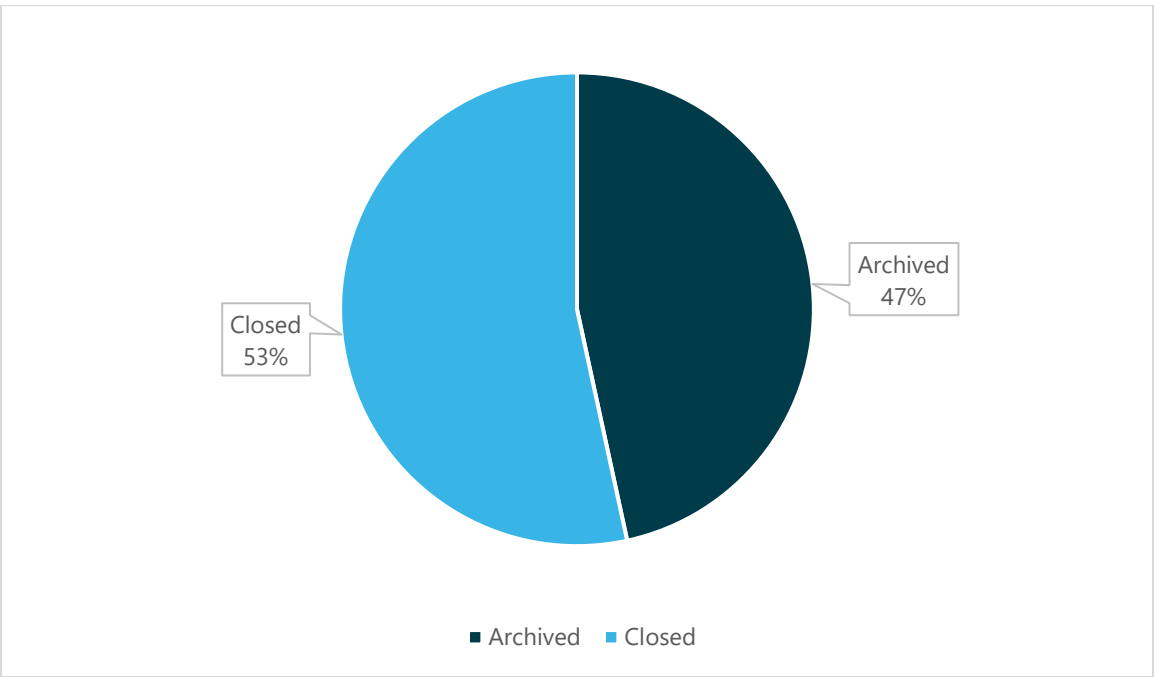
Total solicitations (all agencies) with HFCs purchasing preference

(Fiscal year 2022: July 1, 2021-June 30, 2022)

Total solicitations	Total goods & services	Total with preference	Total with non-preference
1548	1345	397	948

Of the 397 solicitations posted to WEBS that indicated HFC preference, 47% of these are archived, meaning these solicitations have been finalized and have awarded vendor(s). Comparatively, 53% of these solicitations are closed, meaning that they are not finalized, and do not have awarded vendors in WEBS. When those solicitations are finalized with awarded vendors in WEBS, these numbers change.

Fiscal year 2022 solicitations



Vendor responses to solicitations

The below table shows the total number of vendors who responded to solicitations, and how many vendors were awarded meeting the preference requirement compared to the vendors who do not meet the preference requirement. This is based on the 397 solicitations identified as having HFCs preference language.

Number of vendors responded and awarded by HFCs purchasing preference

(Fiscal year 2022: July 1, 2021-June 30, 2022)

Total vendors responded to HFCs solicitations	Total vendors awarded with HFCs preference	Total vendors awarded without meeting HFCs preference
642	22	179

Of the 642 vendors that responded to solicitations with the hydrofluorocarbon (HFC) preference, only 41 vendors (6%) submitted responses to the solicitations that qualified for the HFC preference. Of the 41 vendors that responded with the preference, 22 vendors (54%) were awarded. When there are vendors who respond to the solicitation that meet the HFC preference, about half of the time they are awarded.

Agency solicitations

Below is a table of the top 10 agencies that posted the most solicitations with the HFC preference for fiscal year (FY) 2022.

Top 10 agencies that posted solicitations with HFC preference (FY 2022)

Organization Name	Solicitations with Preference	Vendor Responses without Preference	Vendor Responses with Preference	Vendor Awards without Preference	Vendor Awards with Preference
Natural Resources, Department of	69	100	0	48	0
Fish and Wildlife, Department of	67	67	4	32	4
Commerce, Dept. of	53	43	0	0	0

Organization Name	Solicitations with Preference	Vendor Responses without Preference	Vendor Responses with Preference	Vendor Awards without Preference	Vendor Awards with Preference
Transportation, Dept of	43	77	31	25	14
Parks & Recreation Commission, State	30	34	0	3	0
Social and Health Services, Department of	25	93	0	4	0
Agriculture, Department of	18	39	0	22	0
Corrections, Department of	17	30	2	1	2
Enterprise Services (DES), Department of	14	11	0	4	0
State Patrol, Washington	10	13	0	0	0

For more details on all agencies that posted solicitations with the HFC preference please see *Appendix B*.

In both fiscal year 2021 and fiscal year 2022, there are several agencies that are posting a variety of solicitations with the hydrofluorocarbons (HFC) preference that are receiving little to no response from vendors that can meet the HFC preference requirements. The agencies with the largest amount of HFC preference solicitations are not including the preference in all their solicitations.

For example, the Department of Natural Resources (DNR) posted a total of 175 solicitations in fiscal year 2022, and 69 of those solicitations have the HFC preference. However, no vendor responded to any of those solicitations having met the HFC requirement according to DNR’s records in WEBS. It is important to note that it is entirely reasonable for solicitations to not include an HFC preference.

Service contracts are an example of when the HFC preference would not apply. For more details, see *Appendix B*.

Fiscal year 2023

Solicitations

The table below outlines the total solicitations posted on WEBS between July 1, 2022, and June 30, 2023, compared to how many of those solicitations were identified as having HFCs language.

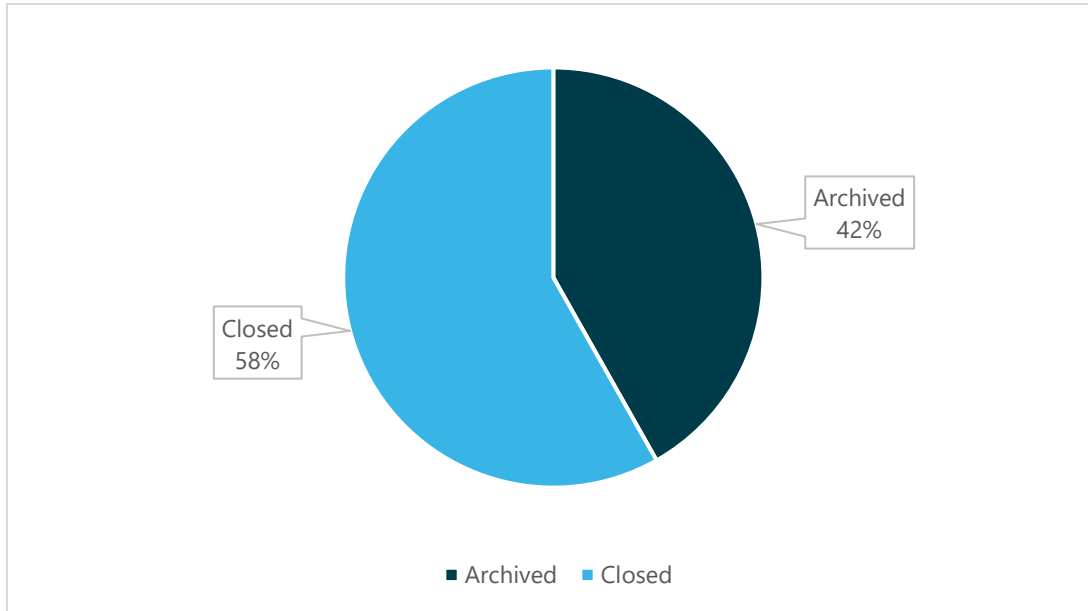
Total solicitations (all agencies) with HFCs purchasing preference

(Fiscal year 2023: July 27, 2021-June 30, 2021)

Total solicitations	Total goods & services	Total with preference	Total with non-preference
1662	1407	496	911

Of the 496 solicitations posted to WEBS that indicated hydrofluorocarbons (HFCs) preference, 42% of these solicitations have been finalized and have awarded vendor(s). There are 58% of solicitations that have not been finalized and awarded vendors have not yet been recorded in WEBS. There is often a significant timeline gap between solicitation posting and recording the final award(s) in WEBS when contracts have been signed. As agencies finalize awards, these numbers will change.

Fiscal year 2023 solicitations



Vendor responses to solicitations

The below table shows the total number of vendors who responded to solicitations, and how many vendors were awarded meeting the preference requirement compared to the vendors who do not meet the preference requirement. This is based on the 496 solicitations identified as having HFCs preference language.

Number of vendors responded and awarded by HFCs purchasing preference

(Fiscal year 2023: July 1, 2022-June 30, 2023)

Total vendors responded to HFCs solicitations	Total vendors awarded with HFCs preference	Total vendors awarded without meeting HFCs preference
708	26	186

Of the 708 vendors that responded to solicitations with the HFC preference, only 54 vendors (7.6%) submitted responses to the solicitations that qualified for the HFC preference. Of the 54 vendors that responded with the preference, 26 vendors (48%) were awarded.

Agency solicitations

Below is a table of the top 10 agencies that posted the most solicitations with the HFC preference for fiscal year (FY) 2023.

Top 10 agencies that posted solicitations with HFC preference (FY 2023)

Organization Name	Solicitations with Preference	Vendor Responses without Preference	Vendor Responses with Preference	Vendor Awards without Preference	Vendor Awards with Preference
Fish and Wildlife, Department of	152	231	14	117	10
Commerce, Department of	78	84	0	1	0
Natural Resources, Department of	63	142	14	40	6
Parks & Recreation Commission, State	39	0	0	5	0
Transportation, Department of	38	81	23	22	7
Agriculture, Department of	17	10	0	1	0
Community and Technical Colleges, State Board for	13	0	0	0	0
Enterprise Services (DES), Dept of	11	32	0	0	0
Military Department	9	1	0	0	0
Corrections, Department of	8	34	0	13	0

For more details on all agencies that posted solicitations with the HFC preference, please see *Appendix B*.

Fiscal year 2024

Solicitations

The table below outlines the total solicitations posted on WEBS between July 1, 2023, and June 30, 2024, compared to how many of those solicitations were identified as having hydrofluorocarbons (HFCs) language.

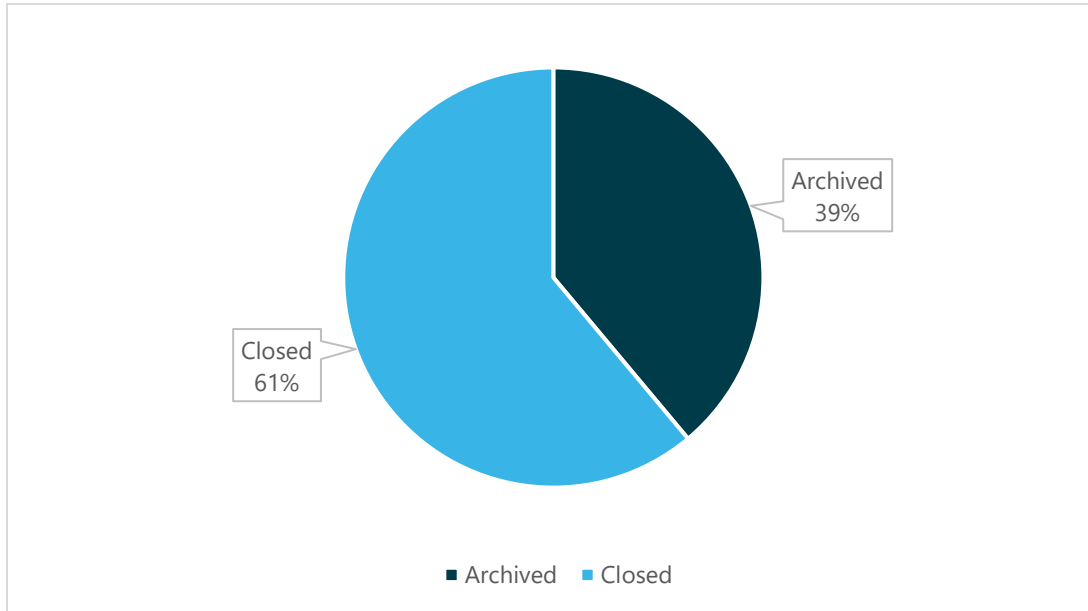
Total solicitations (all agencies) with HFCs purchasing preference

(Fiscal year 2023: July 1, 2023-June 30, 2023)

Total solicitations	Total goods & services	Total with preference	Total with non-preference
1468	1241	377	864

Of the 377 solicitations posted to WEBS that indicated HFC preference, 39% of these solicitations have been finalized and have awarded vendor(s). There are 61% of solicitations that have not been finalized and awarded vendors have not yet been recorded in WEBS. There is often a significant timeline gap between solicitation posting and recording the final award(s) in WEBS when contracts have been signed. As agencies finalize awards, these numbers will change.

Fiscal year 2024 solicitations



Vendor responses to solicitations

The below table shows the total number of vendors who responded to solicitations, and how many vendors were awarded meeting the preference requirement compared to the vendors who do not meet the preference requirement. This is based on the 377 solicitations identified as having HFCs preference language.

Number of vendors responded and awarded by HFCs purchasing preference

(Fiscal year 2024: July 1, 2023-June 30, 2024)

Total vendors responded to HFCs solicitations	Total vendors awarded with HFCs preference	Total vendors awarded without meeting HFCs preference
708	26	186

Of the 708 vendors that responded to solicitations with the HFC preference, only 26 vendors (7.6%) submitted responses to the solicitations that qualified for the HFC preference. Of the 54 vendors that responded with the preference, 26 vendors (48%) were awarded.

Agency solicitations

Below table shows the top 10 agencies that posted the most solicitations with the HFC preference for fiscal year (FY) 2024.

Top 10 agencies that posted solicitations with HFC preference (FY 2024)

Organization Name	Solicitations with Preference	Vendor Responses without Preference	Vendor Responses with Preference	Vendor Awards without Preference	Vendor Awards with Preference
Fish and Wildlife, Department of	79	255	17	68	14
Commerce, Department of	69	142	0	1	0
Natural Resources, Department of	57	194	9	95	2
Transportation, Department of	43	87	13	31	6
Parks & Recreation Commission, State	32	0	0	0	0
State Patrol, Washington	17	37	0	2	0
Agriculture, Department of	16	7	0	4	0
Corrections, Department of	11	11	0	2	0
Puget Sound Partnership	9	17	0	0	0
Employment Security Department	7	22	0	1	0

For more details on all agencies that posted solicitations with the HFC preference, please see Appendix B.

Conclusions

The Department of Enterprise Services continues work to reduce the use of hydrofluorocarbon (HFC) products and train state employees who are responsible for related procurements. Washington's Electronic Business Solution (WEBS) continues to require agencies to post solicitation opportunities to track solicitations with HFC preference language. DES will continue to update the hydrofluorocarbons policy and related tools, with the next policy refresh scheduled for February 2026.

Appendices

Appendix A

HFCs purchasing preference policy

DES Policy – Purchasing Preference for Products not Containing Hydrofluorocarbons (HFCs)

Appendix B

HFC preference dataset by customer for fiscal year 2024

Customer Name	Solicitations with Preference	Vendor Responses	Vendor Responses with Preference	Vendor Awards	Vendor Awards with Preference
Fish and Wildlife, Department of	79	255	17	68	14
Commerce, Dept. of	69	142	0	1	0
Natural Resources, Department of	57	194	9	95	2
Transportation, Dept of	43	87	13	31	6
Parks & Recreation Commission, State	32	0	0	0	0
State Patrol, Washington	17	37	0	2	0
Agriculture, Department of	16	7	0	4	0
Corrections, Department of	11	11	0	2	0
Puget Sound Partnership	9	17	0	0	0
Employment Security Department	7	22	0	1	0
Community and Technical Colleges, State Board for	6	0	0	0	0
Military Department	5	39	0	2	0

Customer Name	Solicitations with Preference	Vendor Responses	Vendor Responses with Preference	Vendor Awards	Vendor Awards with Preference
Department of Retirement Systems	4	30	0	0	0
Enterprise Services (DES), Dept. of	3	6	0	6	0
Financial Management, Office of	3	12	0	0	0
Health, Department of	3	8	1	2	1
Health Care Authority	2	0	0	0	0
Social and Health Services, Department of	2	7	0	1	0
Washington State Housing Finance Commission	2	0	0	0	0
Workforce Board	2	5	0	0	0
Archaeology and Historic Preservation, Department of	1	0	0	0	0
Department of Children Youth and Families	1	0	0	0	0
Industrial Insurance Appeals, Board of	1	1	0	1	0
Labor & Industries, Department of	1	65	0	0	0
Secretary of State, Office of	1	2	0	0	0

DES