



Washington State  
DEPARTMENT OF  
ENTERPRISE SERVICES

**FACILITY PROFESSIONAL SERVICES**  
CONSULTANT SELECTION  
COMBINED CONSENSUS SCORING SHEET

This Scoresheet Becomes Public Record

Project description
<b>WCC - Technology &amp; Engineering Center</b>
Project Number
<b>2025-709</b>
Name of Selection Panel Chair
<b>Kevin Barber</b>


Phase 1 - SOQ Date: 5/16/2025 Number of Submitting Firms: 15


Firms	Panelist Names						TOTAL PANEL RANKED SCORE	PHASE 1 RANK ORDER
	Kevin Barber Rank Order	Sean Martin Rank Order	Nate Langstraat Rank Order	Brian Keeley Rank Order	Marc Estvold Rank Order			
1 Carrier Johnson + Culture	15	12	14	15	14	70	15	
2 DLR Group	12	15	7	13	15	62	13	
3 Hacker + RMC	7	2	4	6	1	20	2	
4 HDR Architecture, Inc.	10	6	6	9	9	40	10	
5 Integrus	9	8	9	12	12	50	11	
6 LMN Architects	1	11	5	4	7	28	4	
7 McGranahanPBK	13	14	15	14	13	69	14	
8 Mithun	3	1	13	5	4	26	3	
9 NAC Architecture	4	9	8	7	6	34	8	
10 Opsis Architecture, LLP	8	4	10	8	2	32	7	
11 Perkins&Will	5	13	3	3	5	29	5	
12 Starling Whitehead & Lux Architects	11	5	2	2	10	30	6	
13 The Miller Hull Partnership	6	3	11	10	8	38	9	
14 Zervas Group Architects	14	7	12	11	11	55	12	
15 ZGF Architects, LLP	2	10	1	1	3	17	1	

Phase 2 Interview Date: 5/28/2025 Number of Firms Interviewed: 6

Firms	RANK ORDER OF COMMITTEE MEMBERS						TOTAL ASSIGNED RANKS	FINAL RANK ORDER
	Kevin Barber	Sean Martin	Nate Langstraat	Brian Keeley	Marc Estvold			
	Rank Order	Rank Order	Rank Order	Rank Order	Rank Order			
1 ZGF Architects, LLP	4	4	2	1	1	12	2	
2 Hacker	1	2	5	4	2	14	3	
3 Mithun	6	6	6	5	6	29	6	
4 LMN Architects	5	1	3	6	5	20	5	
5 Perkins&Will	2	3	1	2	3	11	1	
6 Starling Whitehead & Lux Architects	3	5	4	3	4	19	4	

  
Kevin Barber

  
Nate Langstraat

  
Marc Estvold

  
Sean Martin

  
Brian Keeley (May 30, 2025 08:30 PST)

Brian Keeley



Washington State  
DEPARTMENT OF  
ENTERPRISE SERVICES

FACILITY PROFESSIONAL SERVICES  
CONSULTANT SELECTION  
PHASE I SCORING SHEET

This Scoresheet Becomes Public Record

Project description	
WCC - Technology & Engineering Center	
Consensus Date	Project Number
5/16/2025	2025-709
Name of Selection Panel Member	
Kevin Barber	

CRITERIA		Diverse Business Equity & Inclusion Strategies	Qualification of Key Personnel		Relevant Experience		Past Performance		Life Cycle Cost Analysis Experience		Sustainable Design Experience		Geographical Proximity		TOTAL POINTS AWARDED	RANK ORDER
		Yes/ No	%	35	%	20	%	20	%	5	%	10	Raw Score	10		
1	Carrier Johnson + Culture	No	80%	28.00	75%	15.00	60%	12.00	60%	3.00	80%	8.00	100%	10.00	76.00	15
2	DLR Group	Yes	80%	28.00	95%	19.00	75%	15.00	85%	4.25	80%	8.00	100%	10.00	84.25	12
3	Hacker + RMC	Yes	85%	29.75	90%	18.00	85%	17.00	90%	4.50	95%	9.50	100%	10.00	88.75	7
4	HDR Architecture, Inc.	Yes	85%	29.75	85%	17.00	80%	16.00	90%	4.50	80%	8.00	100%	10.00	85.25	10
5	Integrus	Yes	85%	29.75	85%	17.00	85%	17.00	85%	4.25	85%	8.50	100%	10.00	86.50	9
6	LMN Architects	Yes	95%	33.25	95%	19.00	90%	18.00	90%	4.50	85%	8.50	100%	10.00	93.25	1
7	McGranahanPBK	Yes	85%	29.75	80%	16.00	85%	17.00	95%	4.75	80%	8.00	50%	5.00	80.50	13
8	Mithun	Yes	90%	31.50	90%	18.00	90%	18.00	85%	4.25	95%	9.50	100%	10.00	91.25	3
9	NAC Architecture	Yes	90%	31.50	95%	19.00	90%	18.00	80%	4.00	75%	7.50	100%	10.00	90.00	4
10	Opsis Architecture, LLP	Yes	85%	29.75	85%	17.00	90%	18.00	80%	4.00	95%	9.50	100%	10.00	88.25	8
11	Perkins&Will	Yes	90%	31.50	85%	17.00	95%	19.00	80%	4.00	80%	8.00	100%	10.00	89.50	5
12	Starling Whitehead & Lux Architects	Yes	85%	29.75	85%	17.00	80%	16.00	80%	4.00	80%	8.00	100%	10.00	84.75	11
13	The Miller Hull Partnership	Yes	85%	29.75	90%	18.00	90%	18.00	80%	4.00	95%	9.50	100%	10.00	89.25	6
14	Zervas Group Architects	Yes	65%	22.75	90%	18.00	70%	14.00	75%	3.75	80%	8.00	100%	10.00	76.50	14
15	ZGF Architects, LLP	Yes	90%	31.50	90%	18.00	95%	19.00	85%	4.25	95%	9.50	100%	10.00	92.25	2
COMMENTS:																

Kevin Barber

5/16/2025  
Date



Washington State  
DEPARTMENT OF  
ENTERPRISE SERVICES

FACILITY PROFESSIONAL SERVICES  
CONSULTANT SELECTION  
PHASE I SCORING SHEET

This Scoresheet Becomes Public Record

Project description	
WCC - Technology & Engineering Center	
Consensus Date	Project Number
5/16/2025	2025-709
Name of Selection Panel Member	
Sean Martin	

CRITERIA	Qualification of Key Personnel		Relevant Experience		Past Performance		Life Cycle Cost Analysis Experience		Sustainable Design Experience		Geographical Proximity		TOTAL POINTS AWARDED	RANK ORDER
	Scores	%	35	%	20	%	20	%	5	%	10	%	10	
1 Carrier Johnson + Culture		82%	28.70	81%	16.20	72%	14.40	73%	3.65	84%	8.40	100%	81.35	12
2 DLR Group		79%	27.65	73%	14.60	72%	14.40	72%	3.60	86%	8.60	100%	78.85	15
3 Hacker + RMC		88%	30.80	79%	15.80	88%	17.60	80%	4.00	89%	8.90	100%	87.10	2
4 HDR Architecture, Inc.		80%	28.00	81%	16.20	84%	16.80	81%	4.05	87%	8.70	100%	83.75	6
5 Integrus		80%	28.00	79%	15.80	84%	16.80	83%	4.15	87%	8.70	100%	83.45	8
6 LMN Architects		80%	28.00	80%	16.00	79%	15.80	82%	4.10	84%	8.40	100%	82.30	11
7 McGranahanPBK		82%	28.70	84%	16.80	80%	16.00	83%	4.15	88%	8.80	50%	79.45	14
8 Mithun		88%	30.80	84%	16.80	87%	17.40	82%	4.10	87%	8.70	100%	87.80	1
9 NAC Architecture		83%	29.05	80%	16.00	82%	16.40	80%	4.00	79%	7.90	100%	83.35	9
10 Opsis Architecture, LLP		82%	28.70	82%	16.40	82%	16.40	83%	4.15	85%	8.50	100%	84.15	4
11 Perkins&Will		74%	25.90	80%	16.00	78%	15.60	79%	3.95	84%	8.40	100%	79.85	13
12 Starling Whitehead & Lux Architects		80%	28.00	83%	16.60	83%	16.60	84%	4.20	84%	8.40	100%	83.80	5
13 The Miller Hull Partnership		84%	29.40	85%	17.00	79%	15.80	82%	4.10	86%	8.60	100%	84.90	3
14 Zervas Group Architects		82%	28.70	83%	16.60	80%	16.00	82%	4.10	83%	8.30	100%	83.70	7
15 ZGF Architects, LLP		81%	28.35	80%	16.00	81%	16.20	81%	4.05	87%	8.70	100%	83.30	10
COMMENTS:														

Sean Martin

Sean Martin

5/16/2025

Date



Washington State  
DEPARTMENT OF  
ENTERPRISE SERVICES

FACILITY PROFESSIONAL SERVICES  
CONSULTANT SELECTION  
PHASE I SCORING SHEET

This Scoresheet Becomes Public Record

Project description	
WCC - Technology & Engineering Center	
Consensus Date	Project Number
5/16/2025	2025-709
Name of Selection Panel Member	
Nate Langstraat	

CRITERIA	Qualification of Key Personnel		Relevant Experience		Past Performance		Life Cycle Cost Analysis Experience		Sustainable Design Experience		Geographical Proximity		TOTAL POINTS AWARDED	RANK ORDER
	Scores	%	35	%	20	%	20	%	5	%	10	%		
1 Carrier Johnson + Culture	85%	29.75	89%	17.80	70%	14.00	80%	4.00	92%	9.20	100%	10.00	84.75	14
2 DLR Group	85%	29.75	92%	18.40	82%	16.40	85%	4.25	90%	9.00	100%	10.00	87.80	7
3 Hacker + RMC	89%	31.15	90%	18.00	80%	16.00	87%	4.35	90%	9.00	100%	10.00	88.50	4
4 HDR Architecture, Inc.	85%	29.75	91%	18.20	85%	17.00	83%	4.15	92%	9.20	100%	10.00	88.30	6
5 Integrus	86%	30.10	90%	18.00	80%	16.00	85%	4.25	92%	9.20	100%	10.00	87.55	9
6 LMN Architects	88%	30.80	90%	18.00	82%	16.40	85%	4.25	90%	9.00	100%	10.00	88.45	5
7 McGranahanPBK	83%	29.05	87%	17.40	75%	15.00	89%	4.45	85%	8.50	50%	5.00	79.40	15
8 Mithun	85%	29.75	89%	17.80	77%	15.40	90%	4.50	87%	8.70	100%	10.00	86.15	13
9 NAC Architecture	88%	30.80	86%	17.20	83%	16.60	87%	4.35	87%	8.70	100%	10.00	87.65	8
10 Opsis Architecture, LLP	85%	29.75	85%	17.00	87%	17.40	85%	4.25	90%	9.00	100%	10.00	87.40	10
11 Perkins&Will	88%	30.80	93%	18.60	89%	17.80	88%	4.40	92%	9.20	100%	10.00	90.80	3
12 Starling Whitehead & Lux Architects	89%	31.15	94%	18.80	88%	17.60	88%	4.40	89%	8.90	100%	10.00	90.85	2
13 The Miller Hull Partnership	86%	30.10	86%	17.20	80%	16.00	87%	4.35	90%	9.00	100%	10.00	86.65	11
14 Zervas Group Architects	85%	29.75	85%	17.00	82%	16.40	83%	4.15	89%	8.90	100%	10.00	86.20	12
15 ZGF Architects, LLP	92%	32.20	92%	18.40	90%	18.00	92%	4.60	94%	9.40	100%	10.00	92.60	1
COMMENTS:														

Nate Langstraat

5/16/2025  
Date



FACILITY PROFESSIONAL SERVICES  
CONSULTANT SELECTION  
PHASE I SCORING SHEET

This Scoresheet Becomes Public Record

Project description	
WCC - Technology & Engineering Center	
Consensus Date	Project Number
5/16/2025	2025-709
Name of Selection Panel Member	
Brian Keeley	

CRITERIA	Qualification of Key Personnel		Relevant Experience		Past Performance		Life Cycle Cost Analysis Experience		Sustainable Design Experience		Geographical Proximity		TOTAL POINTS AWARDED	RANK ORDER
	%	35	%	20	%	20	%	5	%	10	%	10		
1 Carrier Johnson + Culture	80%	28.00	81%	16.20	75%	15.00	60%	3.00	80%	8.00	100%	10.00	80.20	15
2 DLR Group	84%	29.40	87%	17.40	85%	17.00	87%	4.35	85%	8.50	100%	10.00	86.65	13
3 Hacker + RMC	90%	31.50	90%	18.00	89%	17.80	92%	4.60	93%	9.30	100%	10.00	91.20	6
4 HDR Architecture, Inc.	90%	31.50	87%	17.40	86%	17.20	90%	4.50	91%	9.10	100%	10.00	89.70	9
5 Integrus	83%	29.05	85%	17.00	88%	17.60	89%	4.45	89%	8.90	100%	10.00	87.00	12
6 LMN Architects	91%	31.85	92%	18.40	90%	18.00	90%	4.50	90%	9.00	100%	10.00	91.75	4
7 McGranahanPBK	81%	28.35	85%	17.00	86%	17.20	91%	4.55	87%	8.70	50%	5.00	80.80	14
8 Mithun	89%	31.15	91%	18.20	92%	18.40	90%	4.50	90%	9.00	100%	10.00	91.25	5
9 NAC Architecture	90%	31.50	87%	17.40	91%	18.20	87%	4.35	85%	8.50	100%	10.00	89.95	7
10 Opsis Architecture, LLP	87%	30.45	88%	17.60	91%	18.20	86%	4.30	92%	9.20	100%	10.00	89.75	8
11 Perkins&Will	92%	32.20	93%	18.60	89%	17.80	89%	4.45	91%	9.10	100%	10.00	92.15	3
12 Starling Whitehead & Lux Architects	93%	32.55	89%	17.80	91%	18.20	91%	4.55	93%	9.30	100%	10.00	92.40	2
13 The Miller Hull Partnership	88%	30.80	87%	17.40	89%	17.80	88%	4.40	92%	9.20	100%	10.00	89.60	10
14 Zervas Group Architects	89%	31.15	84%	16.80	88%	17.60	87%	4.35	80%	8.00	100%	10.00	87.90	11
15 ZGF Architects, LLP	91%	31.85	94%	18.80	93%	18.60	94%	4.70	92%	9.20	100%	10.00	93.15	1
COMMENTS:														

Brian Keeley  
Brian Keeley (May 10, 2025 08:38 PDT)

5/16/2025  
Date





Washington State  
DEPARTMENT OF  
ENTERPRISE SERVICES

FACILITY PROFESSIONAL SERVICES  
CONSULTANT SELECTION  
PHASE I SCORING SHEET

This Scoresheet Becomes Public Record

Project description	
WCC - Technology & Engineering Center	
Consensus Date	Project Number
5/16/2025	2025-709
Name of Selection Panel Member	
Marc Estvold	

CRITERIA	Qualification of Key Personnel		Relevant Experience		Past Performance		Life Cycle Cost Analysis Experience		Sustainable Design Experience		Geographical Proximity		TOTAL POINTS AWARDED	RANK ORDER	
	Scores	%	35	%	20	%	20	%	5	%	10	%			10
1 Carrier Johnson + Culture		75%	26.25	60%	12.00	75%	15.00	85%	4.25	85%	8.50	100%	10.00	76.00	14
2 DLR Group		75%	26.25	50%	10.00	80%	16.00	85%	4.25	85%	8.50	100%	10.00	75.00	15
3 Hacker + RMC		90%	31.50	90%	18.00	85%	17.00	90%	4.50	90%	9.00	100%	10.00	90.00	1
4 HDR Architecture, Inc.		80%	28.00	85%	17.00	70%	14.00	85%	4.25	90%	9.00	100%	10.00	82.25	9
5 Integrus		75%	26.25	75%	15.00	75%	15.00	80%	4.00	90%	9.00	100%	10.00	79.25	12
6 LMN Architects		80%	28.00	90%	18.00	80%	16.00	85%	4.25	90%	9.00	100%	10.00	85.25	7
7 McGranahanPBK		85%	29.75	75%	15.00	80%	16.00	85%	4.25	85%	8.50	50%	5.00	78.50	13
8 Mithun		85%	29.75	90%	18.00	80%	16.00	85%	4.25	85%	8.50	100%	10.00	86.50	4
9 NAC Architecture		80%	28.00	80%	16.00	90%	18.00	90%	4.50	90%	9.00	100%	10.00	85.50	6
10 Opsis Architecture, LLP		87%	30.45	90%	18.00	80%	16.00	90%	4.50	90%	9.00	100%	10.00	87.95	2
11 Perkins&Will		85%	29.75	87%	17.40	80%	16.00	85%	4.25	85%	8.50	100%	10.00	85.90	5
12 Starling Whitehead & Lux Architects		80%	28.00	70%	14.00	80%	16.00	90%	4.50	80%	8.00	100%	10.00	80.50	10
13 The Miller Hull Partnership		80%	28.00	85%	17.00	80%	16.00	90%	4.50	90%	9.00	100%	10.00	84.50	8
14 Zervas Group Architects		78%	27.30	75%	15.00	75%	15.00	80%	4.00	90%	9.00	100%	10.00	80.30	11
15 ZGF Architects, LLP		85%	29.75	85%	17.00	85%	17.00	90%	4.50	90%	9.00	100%	10.00	87.25	3
COMMENTS:															

Marc Estvold

5/16/2025  
Date




FACILITY PROFESSIONAL SERVICES  
CONSULTANT SELECTION  
PHASE II SCORING SHEET

This Scoresheet Becomes Public Record

Project description	
WCC - Technology & Engineering Center	
Date of Evaluation	Project Number
5/28/2025	2025-709
Name of Selection Panel Member	
Kevin Barber	

CRITERIA		Organization		Project Management		Project Approach		Experience		Life Cycle Cost Analysis Experience		Sustainable Design and Net Zero Experience		Total Points Awarded	Rank Order	
		Scores	%	25	%	15	%	20	%	25	%	5	%			10
1	ZGF Architects, LLP		85%	21.25	85%	12.75	85%	17.00	90%	22.50	85%	4.25	90%	9.00	86.75	4
2	Hacker		85%	21.25	90%	13.50	90%	18.00	90%	22.50	90%	4.50	90%	9.00	88.75	1
3	Mithun		75%	18.75	70%	10.50	80%	16.00	75%	18.75	80%	4.00	80%	8.00	76.00	6
4	LMN Architects		75%	18.75	90%	13.50	85%	17.00	90%	22.50	80%	4.00	90%	9.00	84.75	5
5	Perkins&Will		85%	21.25	95%	14.25	90%	18.00	85%	21.25	85%	4.25	95%	9.50	88.50	2
6	Starling Whitehead & Lux Architects		80%	20.00	85%	12.75	90%	18.00	90%	22.50	95%	4.75	90%	9.00	87.00	3

COMMENTS:

  
Kevin Barber

05/29/2025  
Date



FACILITY PROFESSIONAL SERVICES  
CONSULTANT SELECTION  
PHASE II SCORING SHEET

This Scoresheet Becomes Public Record

Project description	
WCC - Technology & Engineering Center	
Date of Evaluation	Project Number
5/28/2025	2025-709
Name of Selection Panel Member	
Sean Martin	

CRITERIA		Organization		Project Management		Project Approach		Experience		Life Cycle Cost Analysis Experience		Sustainable Design and Net Zero Experience		Total Points Awarded	Rank Order	
		Scores	%	25	%	15	%	20	%	25	%	5	%			10
1	ZGF Architects, LLP		85%	21.25	82%	12.30	85%	17.00	82%	20.50	87%	4.35	87%	8.70	84.10	4
2	Hacker		81%	20.25	85%	12.75	90%	18.00	86%	21.50	86%	4.30	90%	9.00	85.80	2
3	Mithun		72%	18.00	69%	10.35	71%	14.20	79%	19.75	68%	3.40	64%	6.40	72.10	6
4	LMN Architects		83%	20.75	87%	13.05	87%	17.40	88%	22.00	82%	4.10	88%	8.80	86.10	1
5	Perkins&Will		84%	21.00	89%	13.35	86%	17.20	85%	21.25	85%	4.25	85%	8.50	85.55	3
6	Starling Whitehead & Lux Architects		79%	19.75	81%	12.15	88%	17.60	86%	21.50	84%	4.20	82%	8.20	83.40	5

COMMENTS:

Sean Martin  
Sean Martin

05/29/2025  
Date






FACILITY PROFESSIONAL SERVICES  
CONSULTANT SELECTION  
PHASE II SCORING SHEET

This Scoresheet Becomes Public Record

Project description	
WCC - Technology & Engineering Center	
Date of Evaluation	Project Number
5/28/2025	2025-709
Name of Selection Panel Member	
Nate Langstraat	

CRITERIA	Scores	Organization		Project Management		Project Approach		Experience		Life Cycle Cost Analysis Experience		Sustainable Design and Net Zero Experience		Total Points Awarded	Rank Order
		%	25	%	15	%	20	%	25	%	5	%	10		
1	ZGF Architects, LLP	90%	22.50	90%	13.50	90%	18.00	90%	22.50	95%	4.75	95%	9.50	90.75	2
2	Hacker	85%	21.25	85%	12.75	85%	17.00	85%	21.25	90%	4.50	90%	9.00	85.75	5
3	Mithun	80%	20.00	85%	12.75	80%	16.00	80%	20.00	90%	4.50	95%	9.50	82.75	6
4	LMN Architects	85%	21.25	87%	13.05	87%	17.40	92%	23.00	85%	4.25	85%	8.50	87.45	3
5	Perkins&Will	92%	23.00	95%	14.25	90%	18.00	95%	23.75	92%	4.60	85%	8.50	92.10	1
6	Starling Whitehead & Lux Architects	83%	20.75	85%	12.75	87%	17.40	90%	22.50	88%	4.40	90%	9.00	86.80	4

COMMENTS:

  
Nate Langstraat

05/29/2025  
Date



Washington State  
DEPARTMENT OF  
ENTERPRISE SERVICES

FACILITY PROFESSIONAL SERVICES  
CONSULTANT SELECTION  
PHASE II SCORING SHEET

This Scoresheet Becomes Public Record

Project description	
WCC - Technology & Engineering Center	
Date of Evaluation	Project Number
5/28/2025	2025-709
Name of Selection Panel Member	
Brian Keeley	

CRITERIA		Organization		Project Management		Project Approach		Experience		Life Cycle Cost Analysis Experience		Sustainable Design and Net Zero Experience		Total Points Awarded	Rank Order	
		Scores	%	25	%	15	%	20	%	25	%	5	%			10
1	ZGF Architects, LLP		85%	21.25	90%	13.50	92%	18.40	91%	22.75	90%	4.50	89%	8.90	89.30	1
2	Hacker		86%	21.50	89%	13.35	90%	18.00	91%	22.75	85%	4.25	88%	8.80	88.65	4
3	Mithun		83%	20.75	91%	13.65	90%	18.00	88%	22.00	75%	3.75	80%	8.00	86.15	5
4	LMN Architects		81%	20.25	88%	13.20	90%	18.00	90%	22.50	78%	3.90	75%	7.50	85.35	6
5	Perkins&Will		84%	21.00	90%	13.50	89%	17.80	92%	23.00	88%	4.40	91%	9.10	88.80	2
6	Starling Whitehead & Lux Architects		85%	21.25	90%	13.50	91%	18.20	91%	22.75	90%	4.50	85%	8.50	88.70	3

COMMENTS:

Brian Keeley  
Brian Keeley May 28, 2025 08:30 PM (1)  
Brian Keeley

05/30/2025  
Date



Washington State  
DEPARTMENT OF  
ENTERPRISE SERVICES

FACILITY PROFESSIONAL SERVICES  
CONSULTANT SELECTION  
PHASE II SCORING SHEET

This Scoresheet Becomes Public Record

Project description	
WCC - Technology & Engineering Center	
Date of Evaluation	Project Number
5/28/2025	2025-709
Name of Selection Panel Member	
Marc Estvold	

CRITERIA		Organization		Project Management		Project Approach		Experience		Life Cycle Cost Analysis Experience		Sustainable Design and Net Zero Experience		Total Points Awarded	Rank Order
		Scores	%	25	%	15	%	20	%	25	%		%		
1	ZGF Architects, LLP		95%	23.75	95%	14.25	92%	18.40	95%	23.75	95%		95%	85	
2	Hacker		95%	23.75	95%	14.25	95%	19.00	92%	23.00	95%		95%	80.15	1
3	Mithun		85%	21.25	90%	13.50	85%	17.00	85%	21.25	90%		90%	80.00	2
4	LMN Architects		92%	23.00	95%	14.25	85%	17.00	90%	22.50	92%		92%	73.00	6
5	Perkins&Will		95%	23.75	92%	13.80	95%	19.00	92%	23.00	92%		92%	76.75	5
6	Starling Whitehead & Lux Architects		90%	22.50	90%	13.50	95%	19.00	92%	23.00	90%		92%	79.55	3
														78.00	4

COMMENTS:

Marc Estvold

05/28/2025  
Date